



# School supplies.

Miss Bárbara Leiva  
March 23rd

# objetivo

Identificar y reconocer  
objetos que se utilizan en la  
sala de clases.



Listen and repeat the vocabulary.


School Supplies | Talking Flashcards by Maple Leaf Learning.

<https://www.youtube.com/watch?v=g7kK989HiRQ>

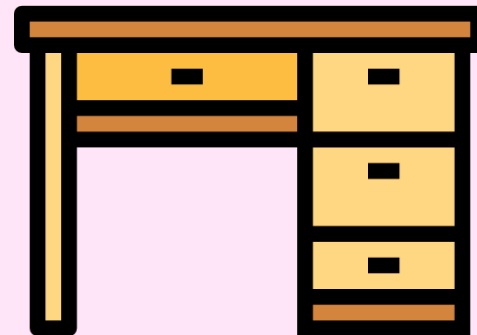
# Let's review the vocabulary



Book  
(Libro)



Chair  
(silla)



Desk  
(escritorio)




# Let's review the vocabulary



Ruler  
(regla)



Scissors  
(tijeras)



Pencilcase  
(estuche)




# Let's review the vocabulary



Pencil  
(lapiz)



Pen  
(lapiz de  
tinta)



Eraser  
(goma de  
borrar)




Sharpener  
(sacapuntas)

# We are going to play a game!

Para practicar el vocabulario aprendido, vamos a jugar a través de una pagina web.



<https://wordwall.net/resource/13121186>



Time to work!



## 1 Trace and match.



pencil




school bag



pen



ruler



rubber




pencil case



sharpener



book



## 2 Look and write.

sharpener pencil ruler

What's this?



It's a

pencil.

What's this?



It's a

What's this?



It's a

## 3 Listen and match. 1



Jim



Jenny



Lucy

## 4 Listen and sing. 2



Let's be friends.  
Let's share our things.  
Clap your hands and  
sing, sing, sing.

## 5 Trace and match.


1 It's a pencil case.

2 It's a sharpener.

3 It's a pen.

4 It's a school bag.


5 It's a ruler.





What did you learn  
today?





See you next week



You did it veeeery  
well today!

Can't wait  
to see you!

